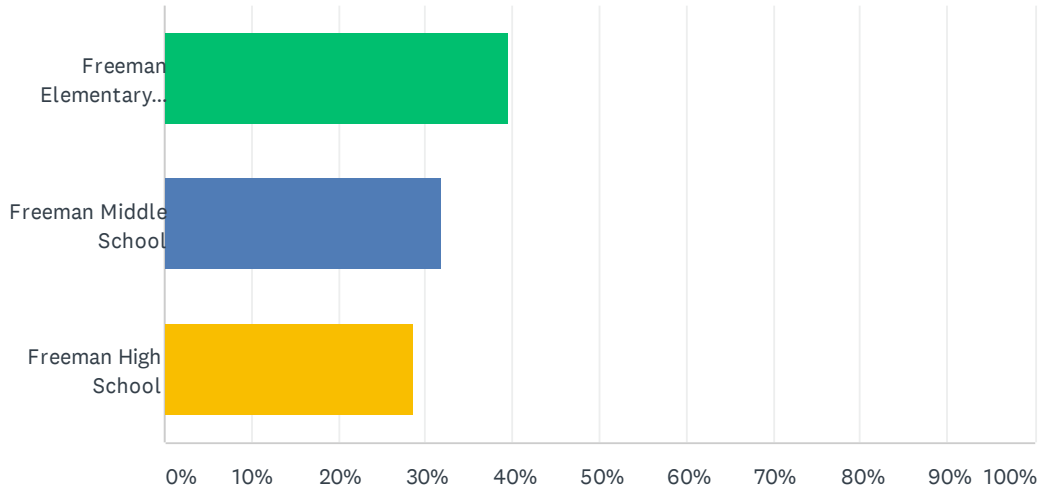


### Q1 My child attends:

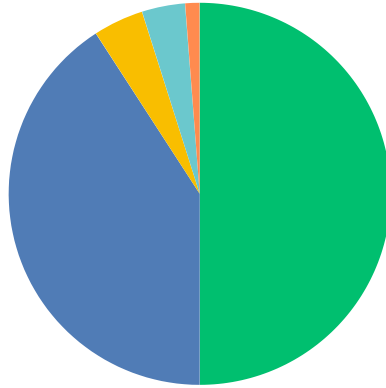
Answered: 164 Skipped: 0



ANSWER CHOICES	RESPONSES	
Freeman Elementary School	39.63%	65
Freeman Middle School	31.71%	52
Freeman High School	28.66%	47
TOTAL		164

## Q2 Freeman School District has effectively communicated its distance/hybrid learning plan and next steps.

Answered: 164 Skipped: 0

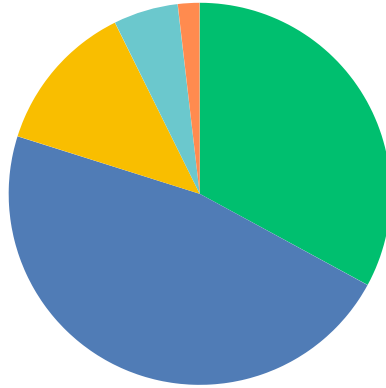


■ 5- Strongly Agree  
 ■ 4- Agree  
 ■ 3- Neutral  
 ■ 2- Disagree  
■ 1- Strongly Disagree

	5- STRONGLY AGREE	4- AGREE	3- NEUTRAL	2- DISAGREE	1- STRONGLY DISAGREE	TOTAL	WEIGHTED AVERAGE
(no label)	50.00% 82	40.85% 67	4.27% 7	3.66% 6	1.22% 2	164	4.35

### Q3 The technology available for virtual learning has helped my child's (children's) learning experience at home.

Answered: 164 Skipped: 0

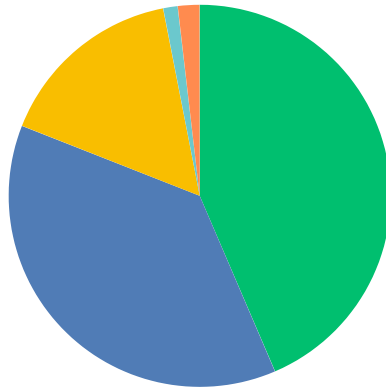


■ 5- Strongly Agree  
 ■ 4- Agree  
 ■ 3- Neutral  
 ■ 2- Disagree  
■ 1- Strongly Disagree

	5- STRONGLY AGREE	4- AGREE	3- NEUTRAL	2- DISAGREE	1- STRONGLY DISAGREE	TOTAL	WEIGHTED AVERAGE
(no label)	32.93% 54	46.95% 77	12.80% 21	5.49% 9	1.83% 3	164	4.04

## Q4 My experience with the classroom teacher(s) in the virtual learning environment has been positive.

Answered: 163 Skipped: 1

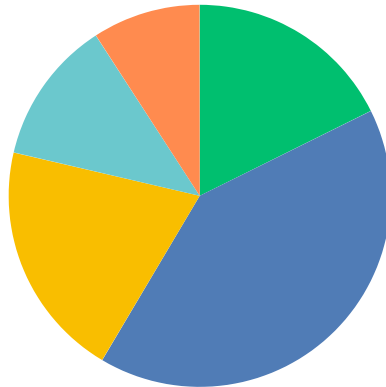


■ 5- Strongly Agree  
 ■ 4- Agree  
 ■ 3- Neutral  
 ■ 2- Disagree  
■ 1- Strongly Disagree

	5- STRONGLY AGREE	4- AGREE	3- NEUTRAL	2- DISAGREE	1- STRONGLY DISAGREE	TOTAL	WEIGHTED AVERAGE
(no label)	43.56% 71	37.42% 61	15.95% 26	1.23% 2	1.84% 3	163	4.20

### Q5 My child has adjusted well, socially and emotionally, to the changes required of him/her since the beginning of the 20/21 school year.

Answered: 164 Skipped: 0



■ 5- Strongly Agree 
 ■ 4- Agree 
 ■ 3- Neutral 
 ■ 2- Disagree 
 ■ 1- Strongly Disagree

	5- STRONGLY AGREE	4- AGREE	3- NEUTRAL	2- DISAGREE	1- STRONGLY DISAGREE	TOTAL	WEIGHTED AVERAGE
(no label)	17.68% 29	40.85% 67	20.12% 33	12.20% 20	9.15% 15	164	3.46