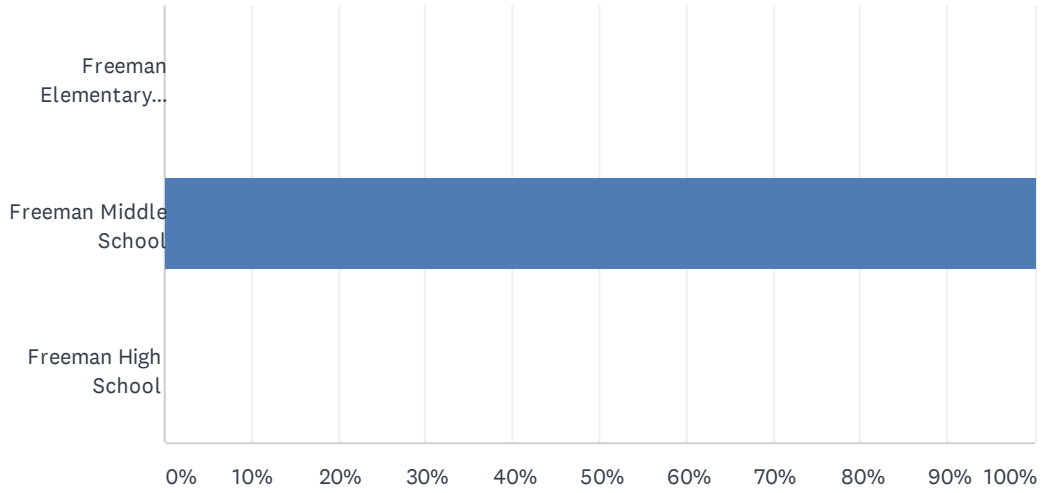


Q1 My child attends:

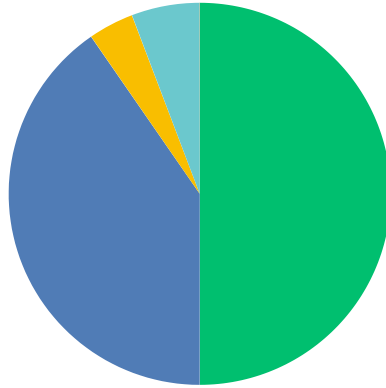
Answered: 52 Skipped: 0



ANSWER CHOICES	RESPONSES
Freeman Elementary School	0.00% 0
Freeman Middle School	100.00% 52
Freeman High School	0.00% 0
TOTAL	52

Q2 Freeman School District has effectively communicated its distance/hybrid learning plan and next steps.

Answered: 52 Skipped: 0

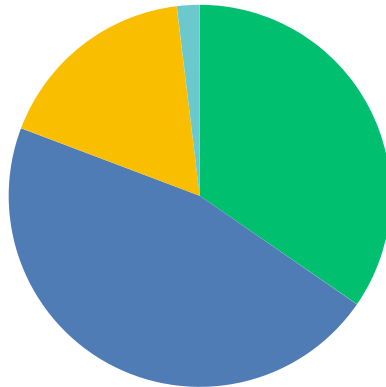


■ 5- Strongly Agree
 ■ 4- Agree
 ■ 3- Neutral
 ■ 2- Disagree
■ 1- Strongly Disagree

	5- STRONGLY AGREE	4- AGREE	3- NEUTRAL	2- DISAGREE	1- STRONGLY DISAGREE	TOTAL	WEIGHTED AVERAGE
(no label)	50.00% 26	40.38% 21	3.85% 2	5.77% 3	0.00% 0	52	4.35

Q3 The technology available for virtual learning has helped my child's (children's) learning experience at home.

Answered: 52 Skipped: 0

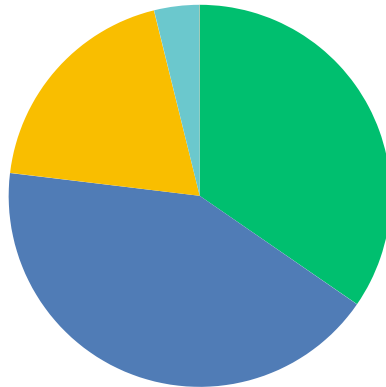


■ 5- Strongly Agree
 ■ 4- Agree
 ■ 3- Neutral
 ■ 2- Disagree
 ■ 1- Strongly Disagree

	5- STRONGLY AGREE	4- AGREE	3- NEUTRAL	2- DISAGREE	1- STRONGLY DISAGREE	TOTAL	WEIGHTED AVERAGE
(no label)	34.62% 18	46.15% 24	17.31% 9	1.92% 1	0.00% 0	52	4.13

Q4 My experience with the classroom teacher(s) in the virtual learning environment has been positive.

Answered: 52 Skipped: 0

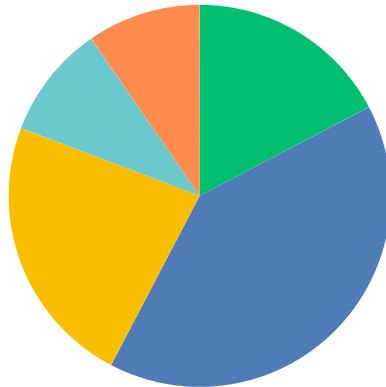


■ 5- Strongly Agree
 ■ 4- Agree
 ■ 3- Neutral
 ■ 2- Disagree
 ■ 1- Strongly Disagree

	5- STRONGLY AGREE	4- AGREE	3- NEUTRAL	2- DISAGREE	1- STRONGLY DISAGREE	TOTAL	WEIGHTED AVERAGE
(no label)	34.62% 18	42.31% 22	19.23% 10	3.85% 2	0.00% 0	52	4.08

Q5 My child has adjusted well, socially and emotionally, to the changes required of him/her since the beginning of the 20/21 school year.

Answered: 52 Skipped: 0



■ 5- Strongly Agree
 ■ 4- Agree
 ■ 3- Neutral
 ■ 2- Disagree
■ 1- Strongly Disagree

	5- STRONGLY AGREE	4- AGREE	3- NEUTRAL	2- DISAGREE	1- STRONGLY DISAGREE	TOTAL	WEIGHTED AVERAGE
(no label)	17.31% 9	40.38% 21	23.08% 12	9.62% 5	9.62% 5	52	3.46