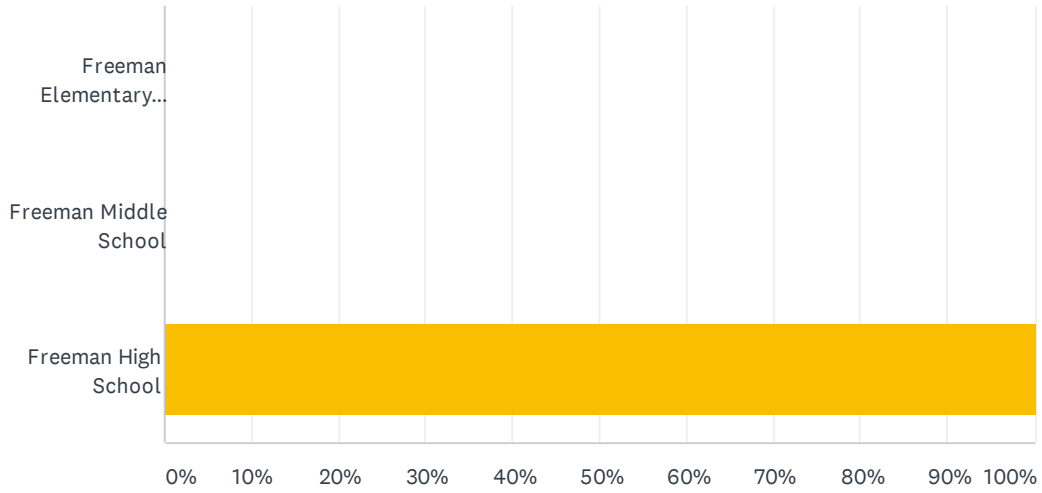


Q1 My child attends:

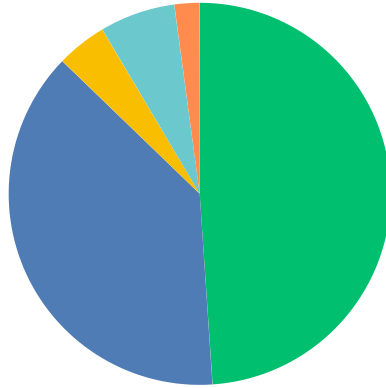
Answered: 47 Skipped: 0



ANSWER CHOICES	RESPONSES
Freeman Elementary School	0.00% 0
Freeman Middle School	0.00% 0
Freeman High School	100.00% 47
TOTAL	47

Q2 Freeman School District has effectively communicated its distance/hybrid learning plan and next steps.

Answered: 47 Skipped: 0

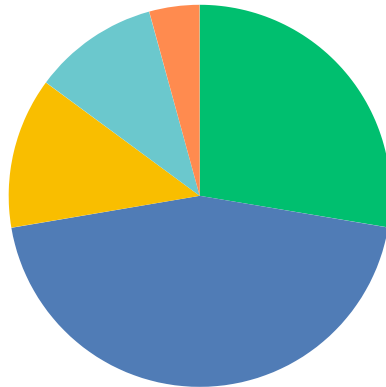


■ 5- Strongly Agree
 ■ 4- Agree
 ■ 3- Neutral
 ■ 2- Disagree
■ 1- Strongly Disagree

	5- STRONGLY AGREE	4- AGREE	3- NEUTRAL	2- DISAGREE	1- STRONGLY DISAGREE	TOTAL	WEIGHTED AVERAGE
(no label)	48.94% 23	38.30% 18	4.26% 2	6.38% 3	2.13% 1	47	4.26

Q3 The technology available for virtual learning has helped my child's (children's) learning experience at home.

Answered: 47 Skipped: 0

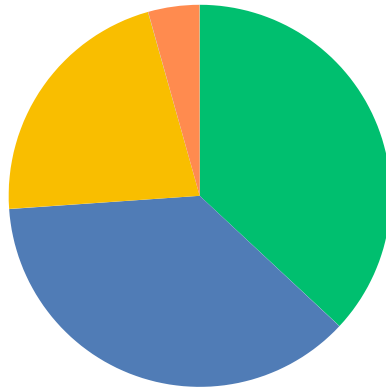


■ 5- Strongly Agree
 ■ 4- Agree
 ■ 3- Neutral
 ■ 2- Disagree
■ 1- Strongly Disagree

	5- STRONGLY AGREE	4- AGREE	3- NEUTRAL	2- DISAGREE	1- STRONGLY DISAGREE	TOTAL	WEIGHTED AVERAGE
(no label)	27.66% 13	44.68% 21	12.77% 6	10.64% 5	4.26% 2	47	3.81

Q4 My experience with the classroom teacher(s) in the virtual learning environment has been positive.

Answered: 46 Skipped: 1

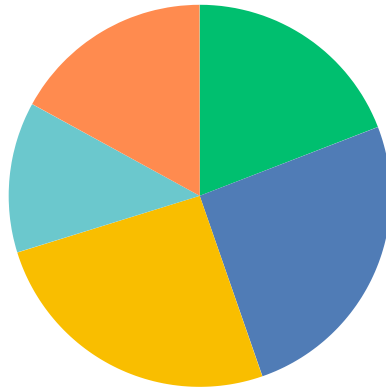


■ 5- Strongly Agree
 ■ 4- Agree
 ■ 3- Neutral
 ■ 2- Disagree
■ 1- Strongly Disagree

	5- STRONGLY AGREE	4- AGREE	3- NEUTRAL	2- DISAGREE	1- STRONGLY DISAGREE	TOTAL	WEIGHTED AVERAGE
(no label)	36.96% 17	36.96% 17	21.74% 10	0.00% 0	4.35% 2	46	4.02

Q5 My child has adjusted well, socially and emotionally, to the changes required of him/her since the beginning of the 20/21 school year.

Answered: 47 Skipped: 0



■ 5- Strongly Agree
 ■ 4- Agree
 ■ 3- Neutral
 ■ 2- Disagree
■ 1- Strongly Disagree

	5- STRONGLY AGREE	4- AGREE	3- NEUTRAL	2- DISAGREE	1- STRONGLY DISAGREE	TOTAL	WEIGHTED AVERAGE
(no label)	19.15% 9	25.53% 12	25.53% 12	12.77% 6	17.02% 8	47	3.17